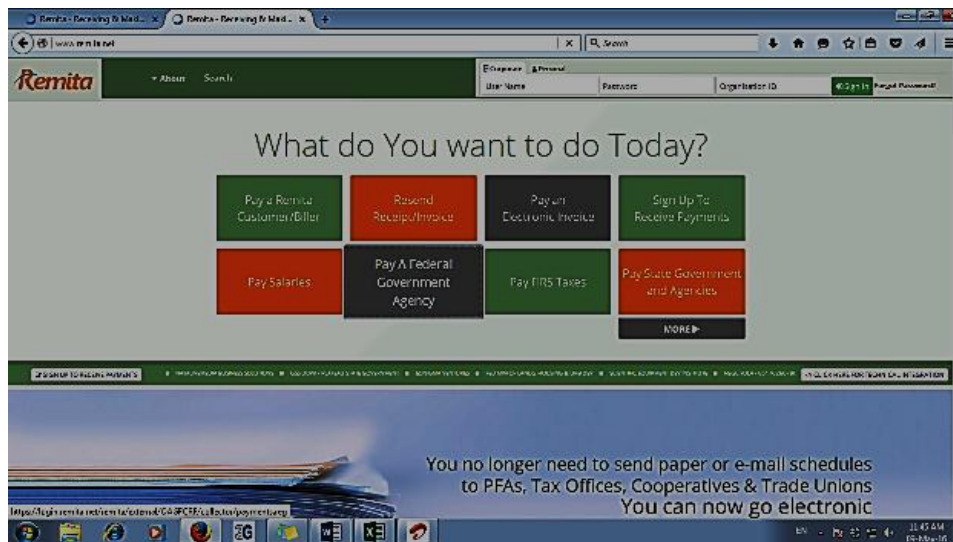


Procedures of payment into the Nigerian Institute of Animal Science (NIAS) Account

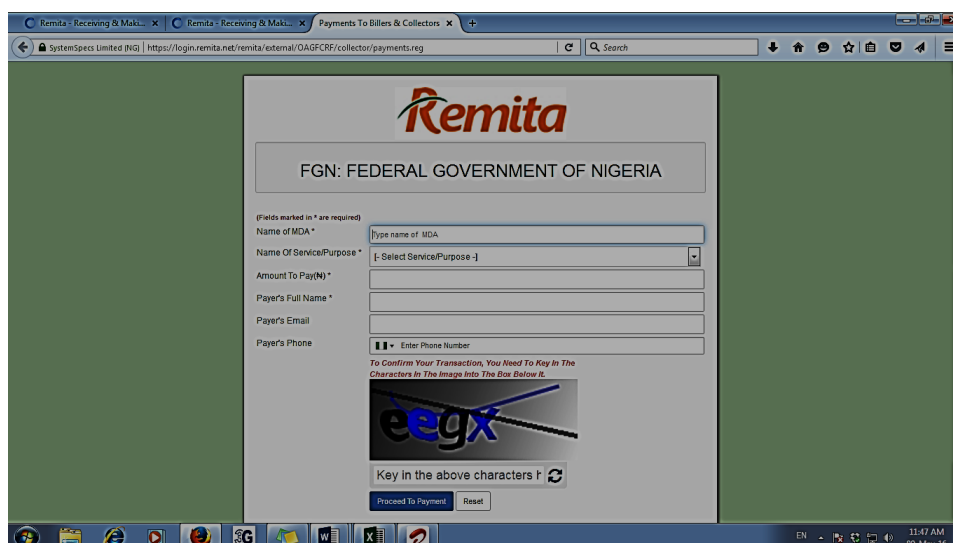
FGN E-Collection Process:

1. Payer can;
 - a. Visit any bank to **“pay a Federal Government Agency (Nigerian Institute of Animal Science)”** to initiate and complete payment directly.
 - b. Visit the Institute (NIAS) to obtain relevant payment details, **or**
 - c. Visit **remita web page** to initiate the payment process by capturing details of the intended transactions online as follows:
 - i. Enter the remita web address, **www.remita.net**

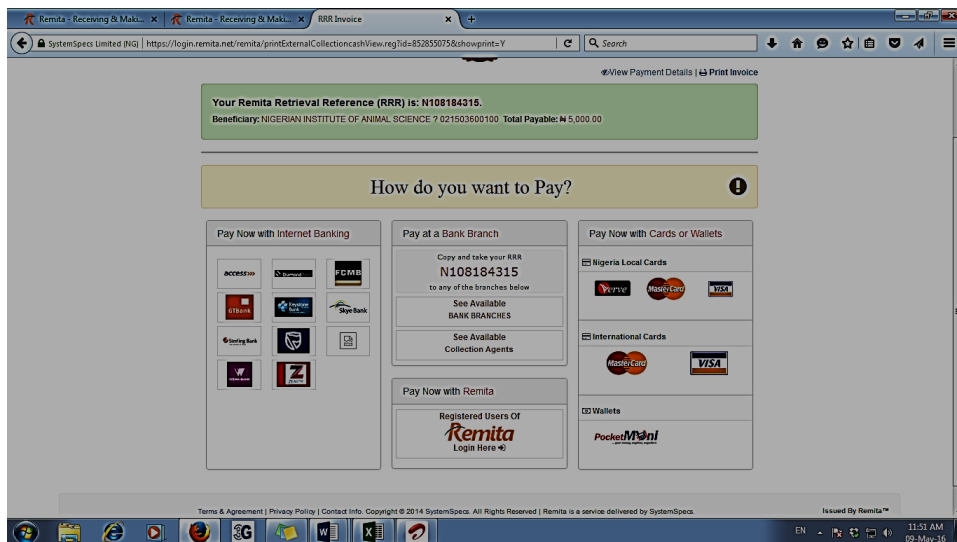


ii. What do you want to do today?

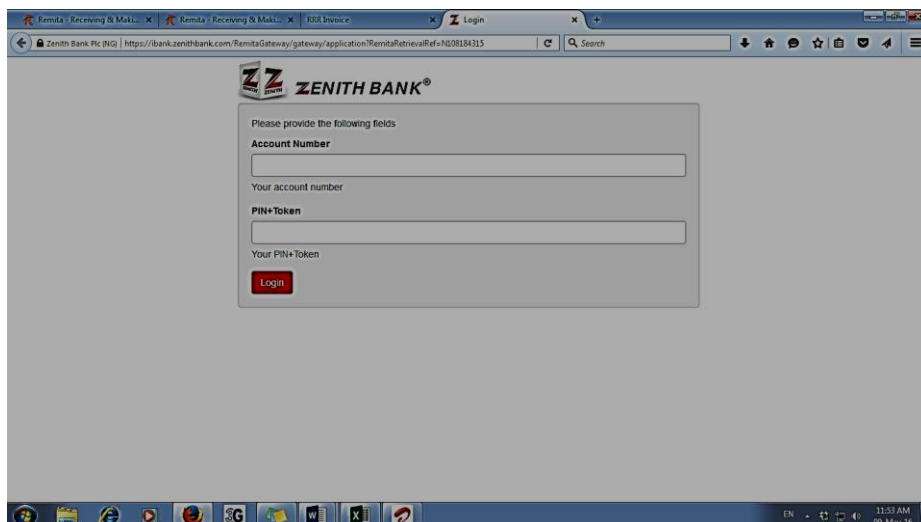
iii. Click on **“Pay a Federal Government Agency”** on the icons displayed



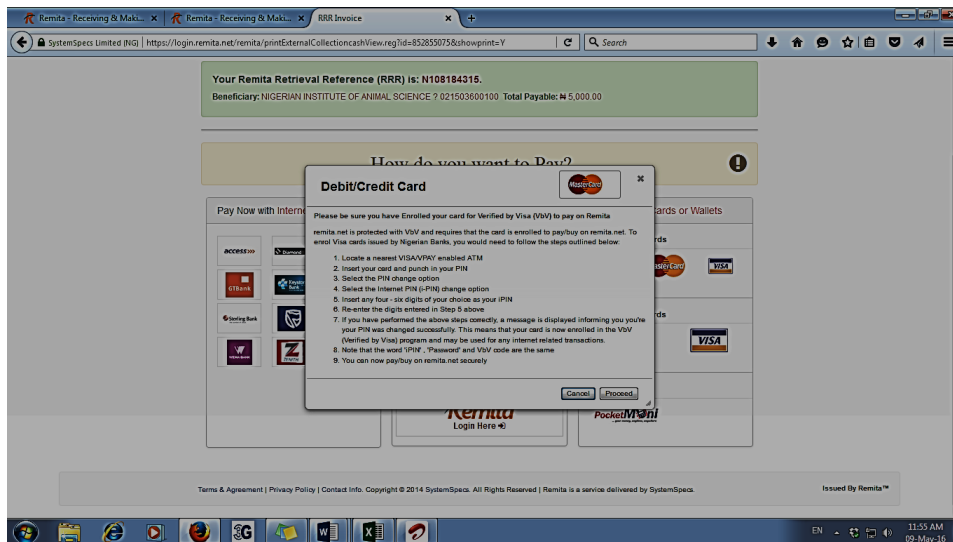
- iv. On the Name of MDA, write **“Nigerian Institute of Animal Science”** or **021503600100**
 - v. On the Name of Service/Purpose **Click on the drop down** to select the type of payment, the amount payable will automatically appear.
 - vi. On the payer’s Full Name [After the name, you can add your Registration No. RAS/AAS/GAS) if any]
 - vii. Fill all the fields on the templates, with emphasis on the fields with asterisks.
 - viii. Then, fill the text character and submit.
2. The system generates a unique transaction ID, also known as Remita Retrieval Reference (**RRR**) for the payer. For two (2) or more payments, the above process will be repeated to get RRR. for each payment. The RRR(s) can be used to make payment via any of the following;



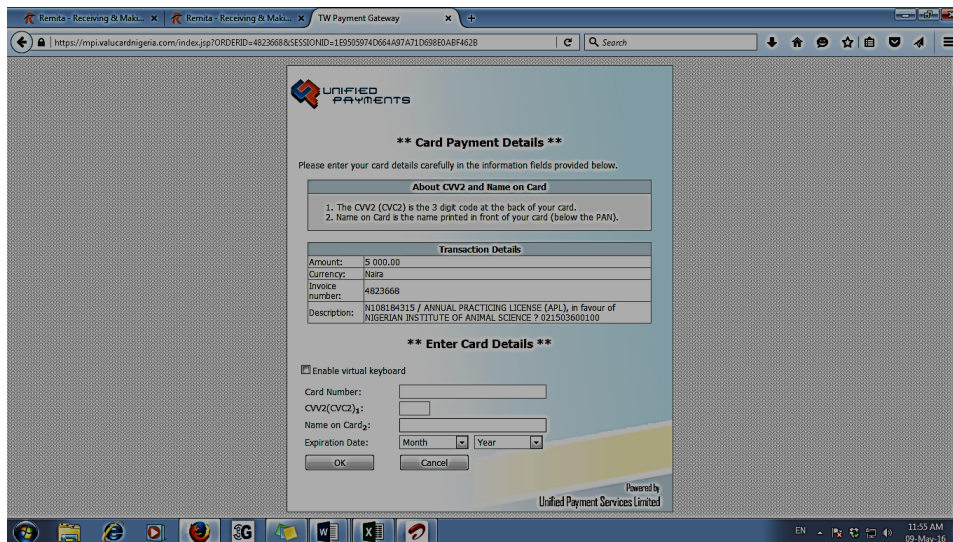
- ✓ Any Bank Branch: Go along with the printed RRR. to any Commercial Bank
- ✓ Internet Banking:
 - Click on the Bank Icon (e.g. Zenith)



- Insert your account No., Pin +Token
- ✓ POS Terminal designated at MDAs location
- ✓ Digital Wallets
- ✓ Remita Profile
- ✓ Debit/Credit Cards (Master cards, VISA, Verve, Union Pay, etc.).
 - Click on the Cards Icon (e.g. Master cards)

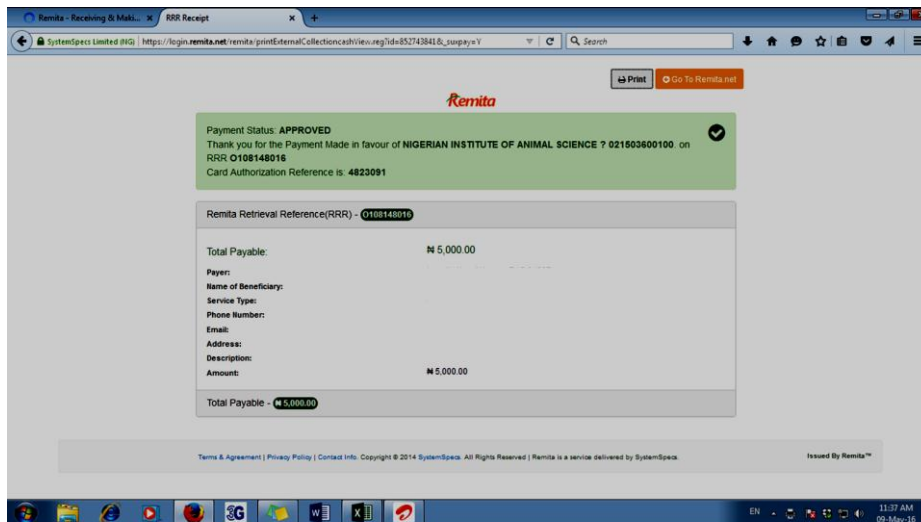


- Click on Proceed



- Enter Card Details and click Ok

3. Payments are processed and collection accounts credit accordingly.
4. Electronic payments receipts are issued to payers.



5. Payers can then visit the Institute with the electronic receipts to obtain applicable services.